

PRODUCT INFORMATION PACKET

marathon[®]
Motors

Model No: 404TSTDS16006
Catalog No: U453A
125,3600,DP,404TSC,3/60/460 PWS/YD
Open Drip Proof (ODP)



Regal and Marathon are trademarks of Regal Beloit Corporation or one of its affiliated companies.
©2018 Regal Beloit Corporation, All Rights Reserved. MC017097E

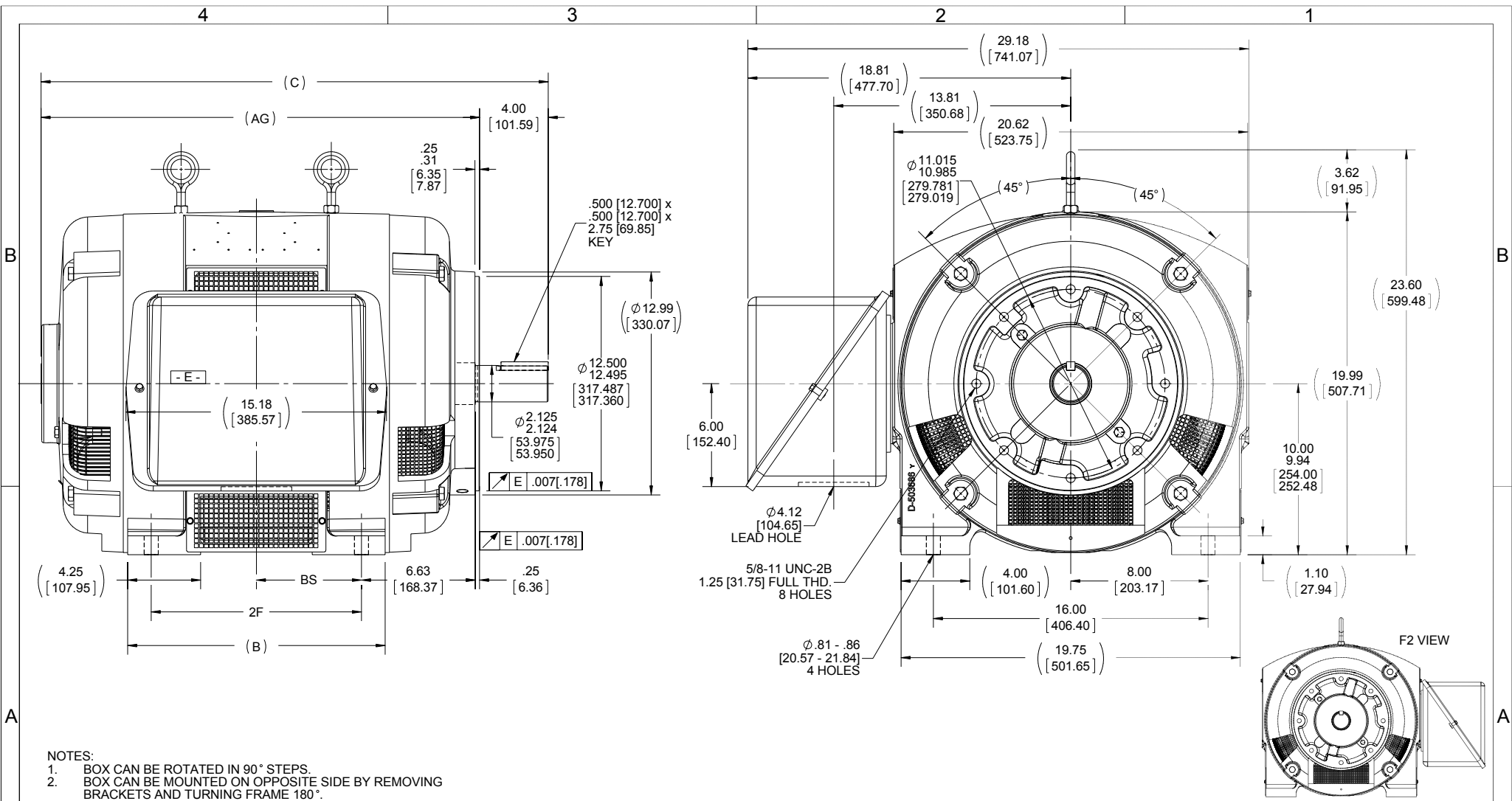
REGAL[®]

Nameplate Specifications

Output HP	125 Hp	Output KW	93.0 kW
Frequency	60 Hz	Voltage	460 V
Current	138.0 A	Speed	3565 rpm
Service Factor	1.15	Phase	3
Efficiency	95 %	Duty	Continuous
Insulation Class	B	Design Code	B
KVA Code	G	Frame	404TSC
Enclosure	Drip Proof	Overload Protector	No
Ambient Temperature	40 °C	Drive End Bearing Size	6313
Opp Drive End Bearing Size	6313	UL	Recognized
CSA	Y	CE	Y
IP Code	12		

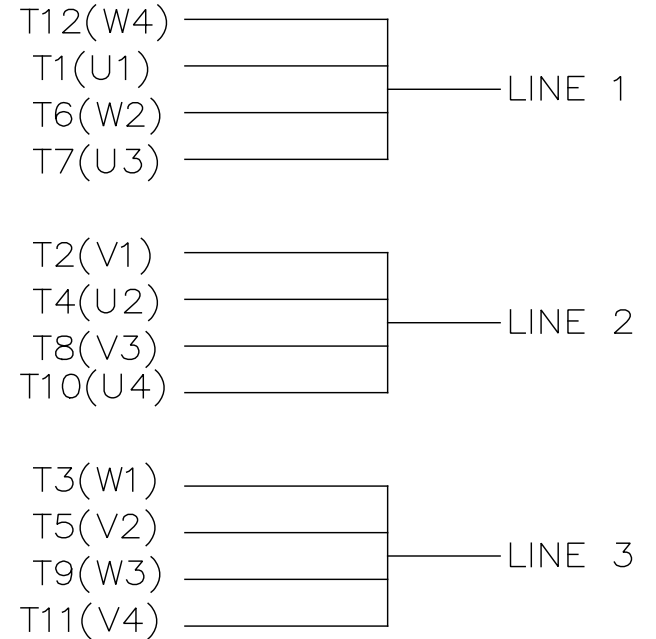
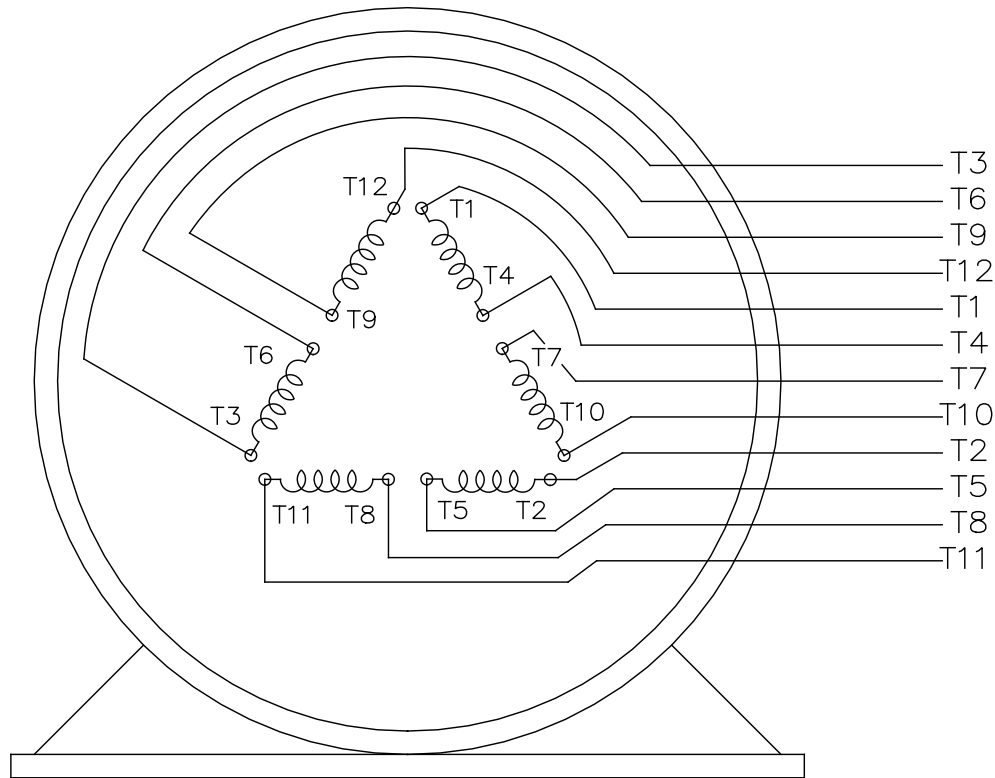
Technical Specifications

Electrical Type	Squirrel Cage Induction Run	Starting Method	Part Wdg Start & Wye Start Delta Run
Poles	2	Rotation	Reversible
Mounting	Rigid base	Motor Orientation	Horizontal
Drive End Bearing	Ball	Opp Drive End Bearing	Ball
Frame Material	Cast Iron	Shaft Type	TS
Overall Length	29.5 in	Frame Length	15.50 in
Shaft Diameter	2.125 in	Shaft Extension	4 in
Assembly/Box Mounting	F1/F2 Capable		
Outline Drawing	B-SS510954A-1550	Connection Diagram	A-EE7300BH



- NOTES:
1. BOX CAN BE ROTATED IN 90° STEPS.
 2. BOX CAN BE MOUNTED ON OPPOSITE SIDE BY REMOVING BRACKETS AND TURNING FRAME 180°.
 3. NAMEPLATES TO BE READ FROM CONDUIT BOX SIDE OF MOTOR.
 4. DIMENSIONS IN [] DESINATE MILLIMETERS.

DRAWING REVISION A		REVISION BY APPROVED BY		DATE		TOLERANCES UNLESS OTHERWISE SPECIFIED: DEC. INCH mm ANGLE .X ±0.1 [+2.5] ±7°-30° .XX ±0.03 [+0.76] .XXX ±0.005 [+0.127] .XXXX ±0.0005 [+0.0127]		DRAWN BY HV		Regal Beloit America, Inc.															
ECO ECO-0080618		DATE		DATE		REMOVE BURRS & BREAK SHARP EDGES: .003/.015 [.076/.381] X 45° CORNER FILLETS: R.02 [.51] MACHINED SURFACES: 200 INCH 5.1 mm SHOWN IN [BRACKETS]		DATE 07-01-2015		DESCRIPTION 400TSC FR. - DR. PR. - (STD) - C'FACE - SCREENED															
ECO DESCRIPTION NEW DRAWING		DATE		DATE		MACHINED SURFACES: 200 INCH 5.1 mm SHOWN IN [BRACKETS]		APPROVED BY EMH		PROCESS/FINISH															
COPYRIGHT REGAL BELOIT AMERICA, INC. ALL RIGHTS RESERVED. PROPRIETARY AND CONFIDENTIAL INFORMATION - THIS DOCUMENT IS THE PROPERTY OF REGAL BELOIT AMERICA, INC. ("OWNER") AND CONTAINS OWNER'S PROPRIETARY INFORMATION. ANY PERSON, CORPORATION OR OTHER FIRM RECEIVING IT IS DEEMED, BY RECEIVING IT, TO AGREE THAT IT, AND/OR ANY PART OF IT, SHALL NOT BE DISCLOSED TO ANY PERSON, CORPORATION OR OTHER ENTITY, DUPLICATED, AND/OR USED, EXCEPT AS EXPRESSLY APPROVED IN WRITING IN ADVANCE BY OWNER. THIS DOCUMENT SHALL BE RETURNED TO OWNER UPON REQUEST. IT MAY BE SUBJECT TO CERTAIN RESTRICTIONS UNDER APPLICABLE EXPORT CONTROL LAWS AND REGULATIONS.																									
DASH 1550 1700		FRAME 404TSC 405TSC		B 15.00 [381.00] 16.50 [419.10]		C 29.50 [749.30] 31.00 [787.40]		2F 12.25 [311.15] 13.75 [349.25]		AG 25.50 [647.70] 27.00 [685.80]		BS 6.12 [155.45] 6.88 [174.75]		DATE 07-01-2015		REFERENCE		MATERIAL		SIZE B		DRAWING NUMBER SS510954A		SHEET 1 OF 1	



VIEW OF TERMINAL END

				TOLERANCES UNLESS SPECIFIED		REGAL REGAL - BELOIT CORPORATION	DRAWN RJW 02-11-2005				
				DEC.	INCHES		CHK	ML	02-11-2005		
				.X	±.1		APPD	GK	02-11-2005		
				.XX	±.02	TITLE CONNECTION DIAGRAM		SCALE			
D	CHANGED TO REGAL TITLE BLOCK	ECO-0108299	WGJ 08/22/2016	EMH	.XXX ±.005	12 LEAD- SINGLE VOLTAGE		REF			
1	ADDED IEC TERMINAL MARKINGS	CN 41429	JJB 05/24/2007	ML	.XXXX ±.0005	MAT'L.		FMF			
NO.	REVISION	BY & DATE	CHK	ANG	±7'30"	FINISH		PREV			
THIS DRAWING IN DESIGN AND DETAIL IS OUR PROPERTY AND MUST NOT BE USED EXCEPT IN CONNECTION WITH OUR WORK ALL RIGHTS OF DESIGN AND INVENTION ARE RESERVED THIS IS AN ELECTRONICALLY GENERATED DOCUMENT - DO NOT SCALE THIS PRINT						RFP 02-11-2005	CAD FILE ee7300bh	SIZE A	DRAWING NO. EE7300BH	PAGE OF	REV. C
						DIST LB					

CERTIFICATION DATA SHEET

Model#: 404TSTDS16006 AN **WINDING#:** T404228 NONE 1
CONN. DIAGRAM: A-EE7300BH **ASSEMBLY:** F1/F2 CAPABLE
OUTLINE: B-SS510954A-1550

TYPICAL MOTOR PERFORMANCE DATA

HP	KW	SYNC. RPM	F.L. RPM	FRAME	ENCLOSURE	KVA CODE	DESIGN
125&100	93&75	3600	3565&2968	404TSC	DP	G	B

PH	Hz	VOLTS	FL AMPS	START TYPE	DUTY	INSL	S.F	AMB°C	ELEVATION
3	60/50	460#380	138&134	PWS & YDRUN	CONTINUOUS	B1	1.15/1.15	40	3300

FULL LOAD EFF: 95&94.5	3/4 LOAD EFF: 95	1/2 LOAD EFF: 94.1	GTD. EFF	ELEC. TYPE	NO LOAD AMPS
FULL LOAD PF: 88&90	3/4 LOAD PF: 86	1/2 LOAD PF: 82	94.5	SQ CAGE IND RUN	38

F.L. TORQUE	LOCKED ROTOR AMPS	L.R. TORQUE	B.D. TORQUE	F.L. RISE°C
184 LB-FT	907	260 LB-FT 140	515 LB-FT 280	45

SOUND PRESSURE @ 3 FT.	SOUND POWER	ROTOR WK^2	MAX. WK^2	SAFE STALL TIME	STARTS /HOUR	APPROX. MOTOR WGT
82 dBA	92 dBA	15 LB-FT^2	- LB-FT^2	10 SEC.	2	1000 LBS.

***** SUPPLEMENTAL INFORMATION *****

DE BRACKET TYPE	ODE BRACKET TYPE	MOUNT TYPE	ORIENTATION	SEVERE DUTY	HAZARDOUS LOCATION	DRIP COVER	SCREENS	PAINT
C-FACE	STANDARD	RIGID	HORIZONTAL	FALSE	NONE	FALSE	NONE	BLUE (ENAMEL)

BEARINGS		GREASE	SHAFT TYPE	SPECIAL DE	SPECIAL ODE	SHAFT MATERIAL	FRAME MATERIAL
DE	OPE	POLYREX EM	TS	NONE	NONE	1045 HOT ROLLED (C-204)	CAST IRON
BALL	BALL						
6313	6313						

THERMO-PROTECTORS				THERMISTORS	CONTROL	SPACE /n HEATERS
THERMOSTATS	PROTECTORS	WDG RTDs	BRG RTDs	NONE	FALSE	NONE VOLTS
NONE	NOT	NONE	NONE			

If Inverter equals NONE, contact factory for further information

*
N
O
T
E
S
*

INVERTER TORQUE: NONE
INV. HP SPEED RANGE: NONE
ENCODER: NONE
NONE NONE
NONE NONE PPR
BRAKE: NONE NONE
NONE P/N NONE
NONE NONE
NONE FT-LB NONE V NONE Hz

DATE: 06/21/2017 07:50:15 AM
 FORM 3531 REV.3 02/07/99
 ** Subject to change without notice.

